



Micro Commercial Components

Micro Commercial Components
 20736 Marilla Street Chatsworth
 CA 91311
 Phone: (818) 701-4933
 Fax: (818) 701-4939

GBU4A THRU GBU4M

Features

- Case Material: Molded Plastic. UL Flammability Classification Rating 94V-0 and MSL Rating 1
- Glass Passivated Chip Junction
- High Surge Overload Rating
- Lead Free Finish/RoHS Compliant (NOTE 1) ("P" Suffix designates RoHS Compliant. See ordering information)

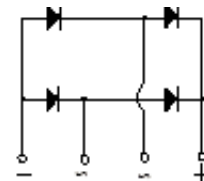
4 Amp Single Phase Glass Passivated Bridge Rectifier 50 to 1000 Volts

Maximum Ratings

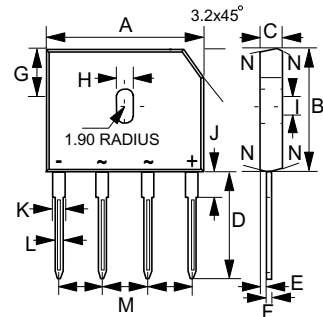
- Operating Temperature: -55°C to +150°C
- Storage Temperature: -55°C to +150°C
- UL Recognized File # E165989

| MCC Part Number | Device Marking | Maximum Recurrent Peak Reverse Voltage | Maximum RMS Voltage | Maximum DC Blocking Voltage |
|-----------------|----------------|--|---------------------|-----------------------------|
| GBU4A | GBU4A | 50V | 35V | 50V |
| GBU4B | GBU4B | 100V | 70V | 100V |
| GBU4D | GBU4D | 200V | 140V | 200V |
| GBU4G | GBU4G | 400V | 280V | 400V |
| GBU4J | GBU4J | 600V | 420V | 600V |
| GBU4K | GBU4K | 800V | 560V | 800V |
| GBU4M | GBU4M | 1000V | 700V | 1000V |

GBU



Case Style



DIMENSIONS

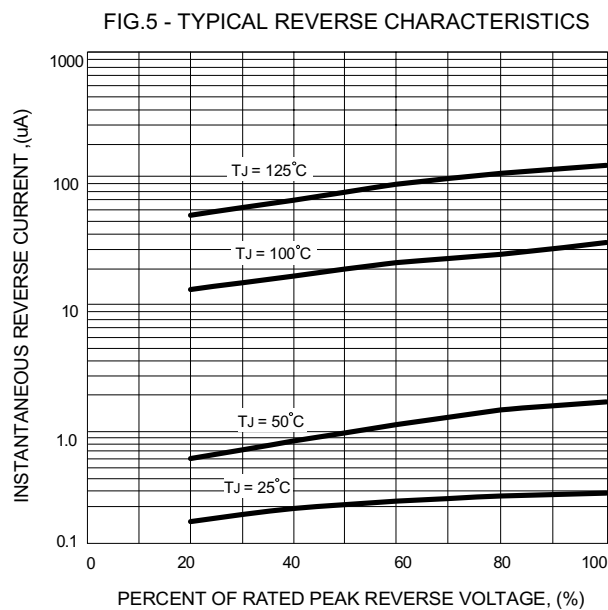
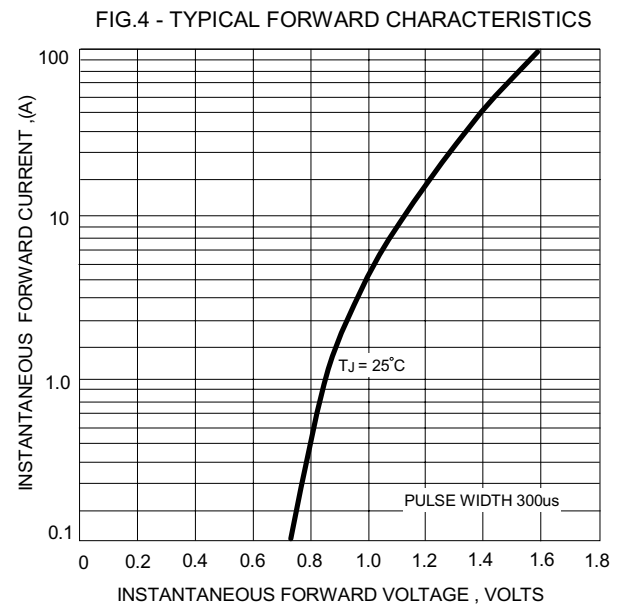
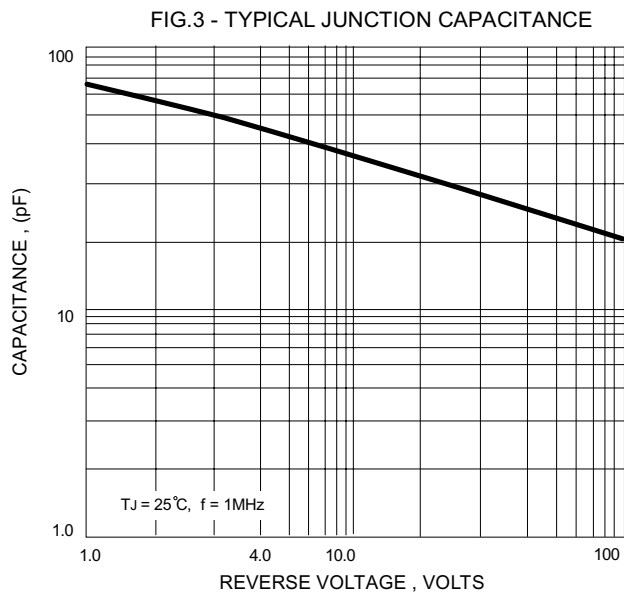
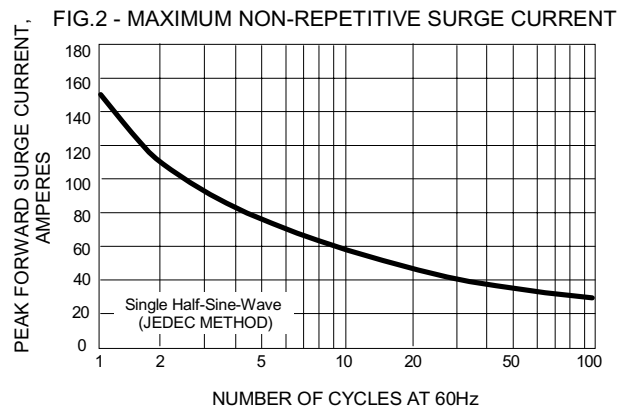
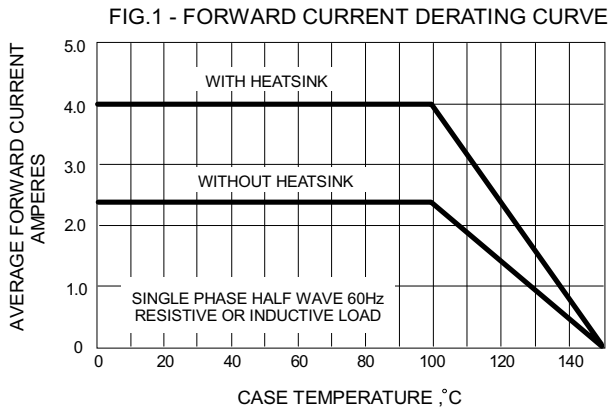
| DIM | INCHES | | MM | | NOTE |
|-----|--------------|------|-------|-------|------|
| | MIN | MAX | MIN | MAX | |
| A | .860 | .880 | 21.80 | 22.30 | |
| B | .720 | .740 | 18.30 | 18.80 | |
| C | .130 | .140 | 3.30 | 3.56 | |
| D | .690 | .710 | 17.50 | 18.00 | |
| E | .030 | .039 | 0.76 | 1.00 | |
| F | .018 | .022 | 0.46 | 0.56 | |
| G | .290 | .310 | 7.40 | 7.90 | |
| H | .140 | .160 | 3.50 | 4.10 | |
| I | .065 | .085 | 1.65 | 2.16 | |
| J | .089 | .108 | 2.25 | 2.75 | |
| K | .077 | .093 | 1.95 | 2.35 | |
| L | .040 | .050 | 1.02 | 1.27 | |
| M | .190 | .210 | 4.83 | 5.33 | |
| N | 7.0° TYPICAL | | | | |

Electrical Characteristics @ 25°C Unless Otherwise Specified

| | | | |
|---|-----------------|--------------------------|---|
| Average Forward Current (NOTE 1,2) | $I_{F(AV)}$ | 4 A | $T_c = 100^\circ\text{C}$ |
| Peak Forward Surge Current | I_{FSM} | 150A | 8.3ms, half sine |
| Maximum Instantaneous Forward Voltage | V_F | 1.0V | $I_{FM}=2A$ $T_J = 25^\circ\text{C}$ |
| Maximum DC Reverse Current At Rated DC Blocking Voltage | I_R | 5 μA 500uA | $T_J = 25^\circ\text{C}$ $T_J = 125^\circ\text{C}$ |
| Typical thermal resistance per leg | $R_{\theta JC}$ | 2.2°C/W | |
| Typical Junction Capacitance | C_J | 45pF | Measured at 1.0MHz, $V_R=4.0V$ |

Notes: 1. High Temperature Solder Exemption Applied, see EU Directive Annex Notes 7

GBU4A thru GBU4M





Micro Commercial Components

Ordering Information

| | |
|----------------------------|----------------------------|
| Device (Part Number)-BP | Packing Bulk;20pcs/Tube |
|----------------------------|----------------------------|

*****IMPORTANT NOTICE*****

Micro Commercial Components Corp. reserves the right to make changes without further notice to any product herein to make corrections, modifications, enhancements, improvements, or other changes. *Micro Commercial Components Corp.* does not assume any liability arising out of the application or use of any product described herein; neither does it convey any license under its patent rights, nor the rights of others. The user of products in such applications shall assume all risks of such use and will agree to hold *Micro Commercial Components Corp.* and all the companies whose products are represented on our website, harmless against all damages.

*****APPLICATIONS DISCLAIMER*****

Products offer by *Micro Commercial Components Corp.* are not intended for use in Medical, Aerospace or Military Applications.